

Figure D3-1: Schwegler bat access panel - front (left) and back plate (right; sold separately)

Suitable as a self-contained bat box (front with back plate) that can be embedded in the EWI flush with the surface and rendered/painted or as an access to soffit holes and fascia (front panel only)



Figure D3-2: Schwegler bat shelter (sold in packs of 2)

Suitable for installation on the surface of a wall (eg under bridges)



Figure D3-3: Schwegler 1WI bat box

Suitable self-contained bat box that can be embedded in the EWI flush with the surface and rendered/painted. Very versatile because suitable for summer and winter roosting.




Figure D3-4: Soffit box (prefabricated boxes are available)

Suitable for bats and possibly birds. Suitable for retaining an existing gap that does not lead to eaves.




Figure D3-5: Norfolk bat brick

A potential replacement for crevices in stonework.



Figure D3-6: House martin nests

Fit under an overhang (eg soffit)



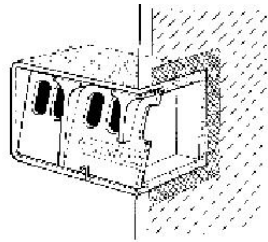


Figure D3-7: Sparrow terrace

Can be embedded into the EWI.



Figure D3-8: Swift box


Can be embedded into the EWI.



Type 24

Figure D3-9: Brick box

Can be embedded into the EWI. The circular entrance plug needs to be fixed into place with a non-toxic sealant (Dow Corning 781) before rendering over.



Type 26

Figure D3-10: Open-fronted brick box

Can be embedded into the EWI.

